

PRORIL

50 Hz

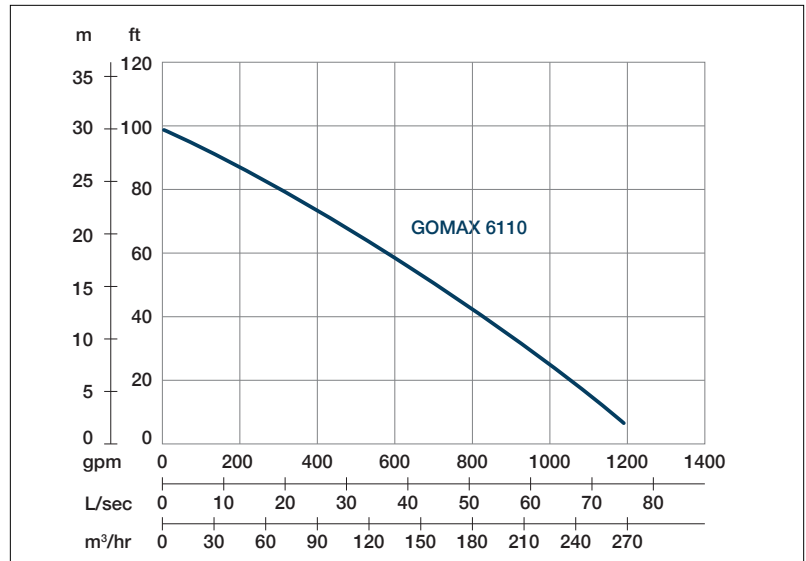
GOMAX Series, these non-clog pumps employ a single-channel enclosed impeller to efficiently and reliably transfer 76mm diameter solids without clogging. GOMAX series pumps are suitable for commercial and industrial wastewater applications.

Sewage Pump

GOMAX 6110

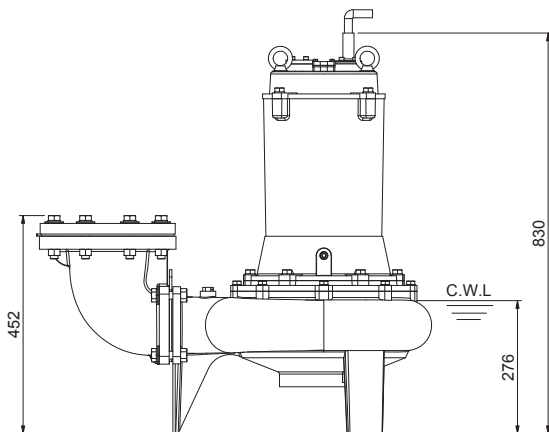
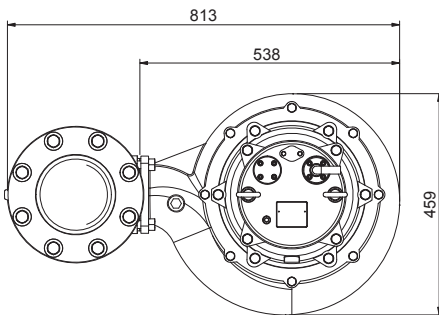
Single Channel Pump





Shaft Speed : 1750 rpm Solid Passage : 76 mm Outlet : 150mm, 6in

OUTPUT	HEAD	FLOW
11 kW	Rated : 17m, 56ft	Rated : 40 l/s, 634 gpm
15 HP	Max : 30m, 98ft	Max : 75 l/s, 1189 gpm



Weight : 175kg / 385.8 lbs

Pump Type	Electric Submersible Pumps	
	3-Phase	
Motor	Type	Induction Motor
	Poles	4 Pole
	Insulation	Class F
	Protector	Star-Delta-Miniature Thermal Protectors D.O.L. • Circle Thermal Protector
	Starter	Star-Delta • D.O.L.
Lubricant	Food Grade (ISO VG32)	
Impeller Type	Single Channel	
Shaft Seal	Double Mechanical Seal Silicon Carbide VS Ceramic / Carbon	
Bearings	C3 Shielded ball bearings	
Cable	H07RNF	
	Length: 10m (33ft) or longer upon request.	
Materials	Pump Casing	Gray Iron
	Impeller	Gray Iron
	Motor Frame	Gray Iron
	Motor Shaft	Stainless Steel
	Mouth Ring	Copper Alloy
Max. Liquid Temperature	104°F (40°C)	
Max. Submersion Depth	66ft (20m)	
pH Range	pH 5 - pH 8	
Accessories	GRN-04	